

My
Summer
Workbook

OPS

5K

Dear families of almost kindergarteners,

Though summer break is only a few months along, it is still very important to maintain the incredible academic and personal skills your child has learned and worked so hard on this year. Summer Slump occurs when students lose skills over the summer by not continuing to practice them outside of the classroom walls. Summer is also a great opportunity to practice new skills your child may not have mastered yet.

Inside this packet, you will find a variety of activities that will help your child get ready for their big kindergarten year! Revisit activities that your child may not be strong in. Lots of practice over the summer will make for a stronger start next school year.

Remember, play is also important for your child to learn! It is encouraged for your child to have authentic play experiences this summer- especially away from screen time! Encourage your almost kindergartener to read books, play outside, pedal a tricycle, draw pictures, build blocks, create with playdough, and pretend play!

Have a wonderful summer!

Read 10 books to your child and write the titles below:

1.

2.

3.

4.

5.

6.

7.

8.

9.

10.

Beginning of the Year Expectations for Kindergarten Students

Motor Skills/Self-Help Skills:

Handle toileting independently.

Pack folder and book bag.

Hold scissors correctly.

Hold pencil correctly.

Cut out objects/shapes while generally staying on the line.

Copy letters, shapes, and numbers.

Use good manners.

Language Arts:

Listen to stories without interrupting.

Follow 2 or 3 step directions.

Identify 5 vowels.

Know all upper case letters and most of lowercase letters.

Know most of the sounds.

Write his/her first name.

Recognize his/her name.

Know the letters in his/her name.

Recognize print as a (word), (letter), (sentence).

Recognize the eight colors.

Hear the beginning sounds of some words.

Speak in complete sentences.

Recite a familiar rhyme.

Tell a story about a picture.

State his/her birthday.

Show us two words rhyme.

Math:

Know numbers 0 – 12.

Write numbers 0 – 12 from memory.

Rote count at least from 1- 12.

Know plane shapes.

Understand most positional words.

Begin to understand comparisons (biggest, smallest, tallest, shortest).

Understand more than and less than.

Count up to 12 objects in a given set.

Sort by size, shape, and color.


Identify and construct a simple pattern.





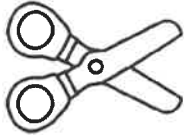




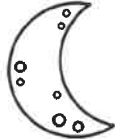



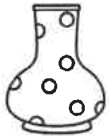




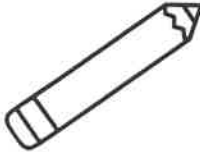







Order numbers 0 – 12.

Name: _____

Alphabet Tracing

Trace the letters and color the pictures.




Aa 	Jj 	
Bb 	Kk 	Ss 
Cc 	Ll 	Tt 
Dd 	Mm 	Uu 
Ee 	Nn 9 	Vv 
Ff 	Oo 	Ww 
Gg 	Pp 	Xx 
Hh 	Qq 	Yy 
Ii 	Rr 	Zz 

Name: _____ Language Arts

Beginning Sounds


Directions : Look at each picture and find out what the beginning sound is. Write the beginning sound in the black space. Color the picture.



_____ig



_____at



_____an



_____eb



_____ot



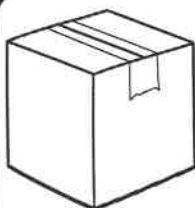
_____ip




_____ug



_____ar



_____ox




_____eg

Name: _____ Language Arts

Ending Sounds

Directions : Look at each picture and find out what the ending sound is. Write the ending sound in the black space. Color the picture.



pi _____



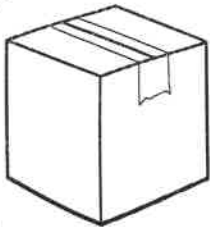
be _____



cu _____



ca _____




bo _____



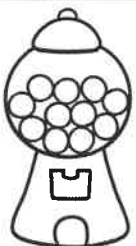
bi _____



pe _____



bu _____



gu _____


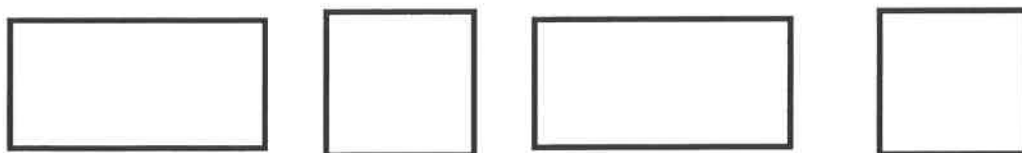





co _____

Name: _____

Patterns

Draw the shape that comes next.



Name: _____



CVC Does it Rhyme?

Directions: Look at the CVC pictures and color in yes if they rhyme or no if they do not.

 mad  sad	yes	no
 jet  net	yes	no
 hid  hit	yes	no
 log  hog	yes	no
 bug  mug	yes	no
 nap  cap	yes	no
 web  wed	yes	no
 fin  fit	yes	no

Name: _____

Math


Count and Color

Directions : Look at the number. Color that many objects. For example, if the number is 3, color 3 pictures.


4



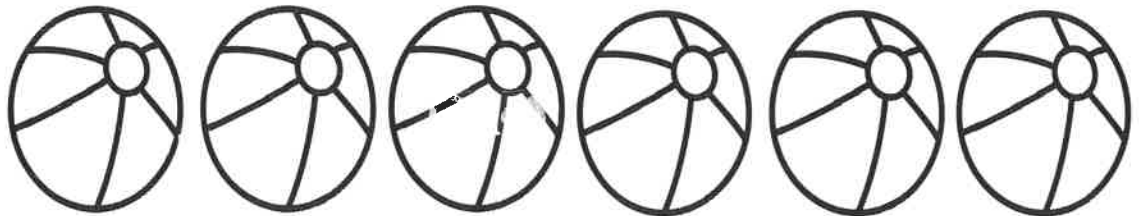
9



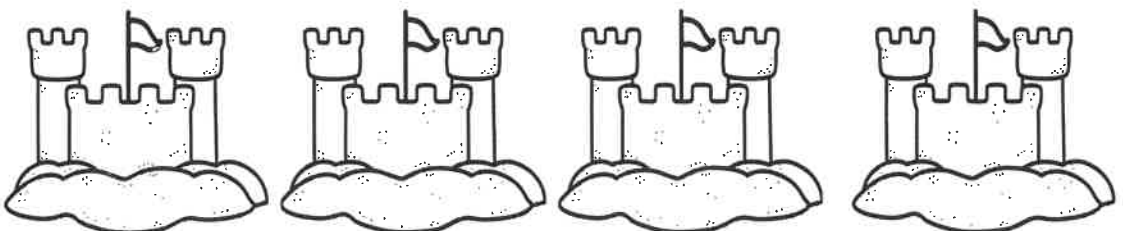
7



5












3



Name: _____

Counting to 10


Count the animals in each box and write how many there are.



Name: _____

Syllable Sorting

Count how many syllables each picture has and paste it in the correct row.



--	--	--	--










--	--	--	--



--	--	--	--

© My Teaching Pal




Name: _____


Math

A Sunny Number Line

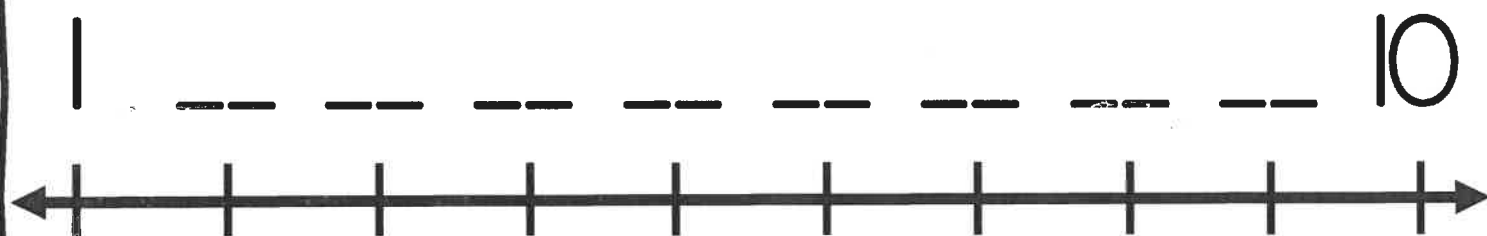
Directions : Fill the empty spaces on the number line. Color the pictures. Cut out the number cards and glue the numbers in order as you count the suns.



--	--	--	--	--



--	--	--	--	--



Copyright © 2015 A Dab of Glue Will Do

www.adabofgluewilldo.com

10	6	8	3	2
5	7	4	1	9

Copyright © 2015 A Dab of Glue Will Do

www.adabofgluewilldo.com

Name: _____

Rhyme Time!

Directions: Say the name of each picture.


Cut and paste the picture that rhymes on the bottom. Color the pictures.



Paste
Here




Paste
Here



Paste
Here



Paste
Here



Paste
Here



Paste
Here



Paste
Here



Paste
Here

